

### Tj Control for Good Heat Dissipation in NCSU275 (U385)

#### 1. Objective

The LEDs' light output can be affected by the heat generated from the LEDs/LED-assembled products. Also, the reliability performance can be seriously degraded, if the LEDs are operated over the absolute maximum rated junction temperature (Tj).

It is critical to design the heat dissipation performance not to exceed the  $T_{jmax}$  for NCSU275, to deliver high reliability/performance.

This document shows the Tj evaluation results by demonstrating two heat dissipation conditions. Please use the data for reference to your thermal design.

#### 2. Tj Calculation

Tj can be calculated by the following formula:

$$T_j = T_s + R_{thj-s} \times P_D$$

Tj: Junction Temperature

Ts: Soldering Temperature (°C)

Rthj-s: Thermal resistance (°C/W) from the die to the Ts measuring point

\* Rthj-s (NCSU275): 10.5°C/W

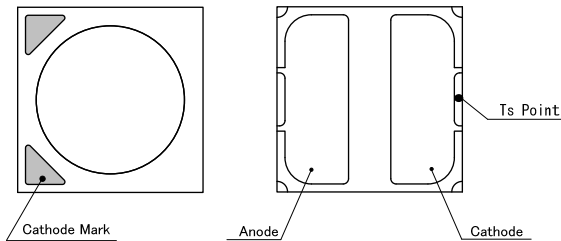
PD: Input Power (W)



Picture 1 Ts Measuring Point

The thermocouple was solder-attached to the Ts measuring point for the evaluation.

#### 3. Ts Measuring Point



#### 4. Tj Evaluation Result

Example 1. Copper Board + Heat Sink B

I <sub>F</sub> (A)	T <sub>S</sub> (°C)	V <sub>F</sub> (V)	T <sub>J</sub> (°C)
0.5	42.3	3.5	61
0.7	49.4	3.7	77
1.0	60.2	3.9	101

Example 2. Copper Board + Heat Sink C

I <sub>F</sub> (A)	T <sub>S</sub> (°C)	V <sub>F</sub> (V)	T <sub>J</sub> (°C)
0.5	37.3	3.5	56
0.7	42.5	3.7	70
1.0	50.7	3.9	92




Front Side




Reverse Side

Picture 2 Copper Board



HS-B HS-C  
Front Side



HS-B HS-C  
Reverse Side

Picture 3 Copper Board + Heat Sink

**5. Heat Dissipating Materials**

Metal-based Board: Copper, 30mm × 30mm × 1.7mm

Heat Sink B: 50mm × 38mm × 25mm (H), Base Thickness: 5 mm, Fin: 8 pcs.(1mm × 38mm, Array: 1 × 8)

Heat Sink C: 54mm × 54mm × 35mm (H), Base Thickness: 4mm, Fin=64 pcs.(0.8mm × 9mm, Array: 5 × 13)

**Note**

We specified the absolute maximum ratings for NCSU275;  $I_F = 0.7A$  and  $T_{jmax} = 130^{\circ}C$ .

We cannot guarantee the usage over these ratings.

We appreciate your understanding and cooperation.